

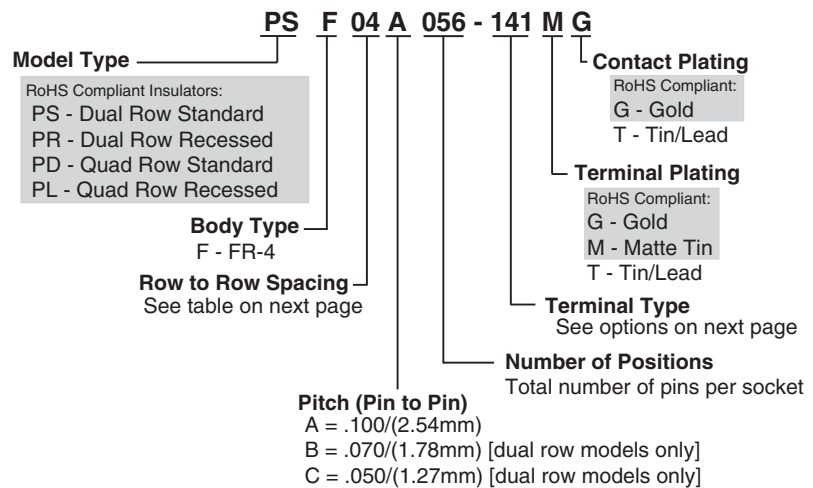
## Table of Models

Standard Body		Recessed Body	
PS	PD	PR	PL
Dual Row	Quad Row	Dual Row	Quad Row
Footprint-Specific Sockets			
PC	PF		
Open (Cutout)	Full (Solid)		

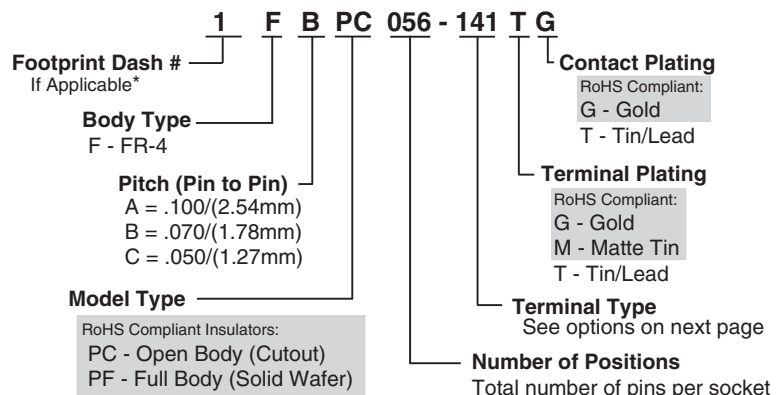
Shown above left with Kodak image sensor device, courtesy of Eastman Kodak Company, for demonstration purposes only.

## How To Order

### Dual Row and Quad Row Standard Sockets



### Footprint-Specific Sockets



## Features:

- Protect sensor performance by inserting after the reflow soldering process.
- Eliminate the chance for damage to valuable sensors during exposure to heat and errant solder flux on glass components.
- Reduce costs by eliminating the need for glass cleaning operations.

## Specifications:

### Terminals:

Brass - Copper Alloy (C36000) ASTM-B-16

### Contacts:

Beryllium Copper (C17200) ASTM-B-194

### Plating:

G - Gold over Nickel  
M - Matte Tin over Nickel  
T - Tin/Lead over Nickel

### Body Material:

F: FR-4 Glass Epoxy, U.L. Rated 94V-0

### Thermal Index:

-40°C to 140°C (-40°F to 284°F)

Gold per ASTM-B-488  
Matte Tin per ASTM545-97  
Tin/Lead per MIL-P-81728  
Nickel per QQ-N-290



5 Energy Way, West Warwick, RI 02893 USA  
Tel: 800.424.9850 | 401.823.5200  
Fax: 401.823.8723  
info@advanced.com | www.advanced.com  
Catalog 16A

\*Submit your device's mechanical specs and we will create a footprint number for you.

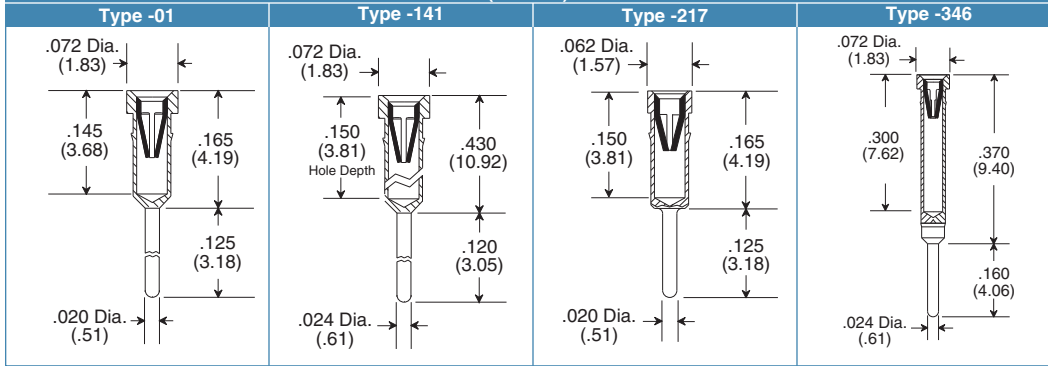
Products shown covered by patents issued and/or pending. Specifications subject to change without notice.

inch/(mm)


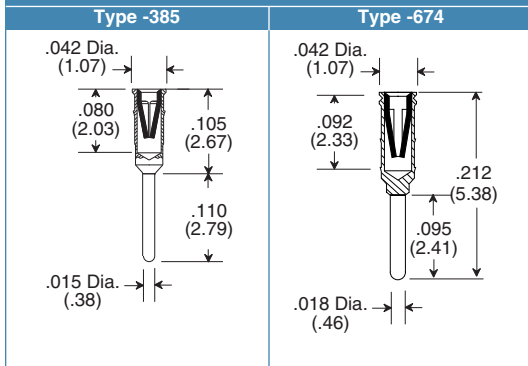
Additional standard and custom terminals available.  
See Terminals section or consult factory.

## Standard Terminals

.100/(2.54mm) Pitch



1.78mm and 1.27mm Pitch

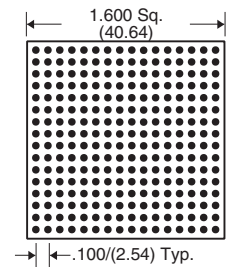


## Custom Options:

- Molded insulators
- Peel-A-Way® Removable Terminal Carriers for low profile applications
- Low, medium and high insertion force contacts

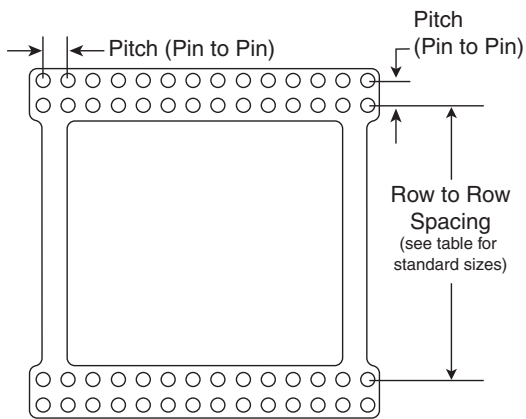
## Footprints:

256 Pins  
Footprint Number 256

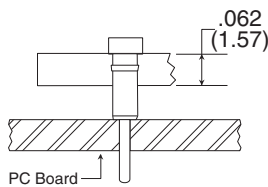


16 x 16 rows

## Row to Row Spacing



Example Part Number: PLF18A056-141TG



Code	inch	mm
01	0.300	7.62
02	0.400	10.16
03	0.450	11.43
04	0.600	15.24
05	0.610	15.49
06	0.700	17.78
07	0.800	20.32
08	0.802	20.37
09	0.880	22.35
10	0.900	22.86
11	0.910	23.11
12	1.005	25.53
13	1.010	25.65
14	1.200	30.48
15	1.300	33.02
16	1.320	33.53
17	1.400	35.56
18	1.410	35.81
19	1.520	38.61
20	1.700	43.18
21	1.800	45.72
22	2.000	50.80
23	2.010	51.05
24	2.600	66.04

- Virtually any footprint available.
- Submit your device's mechanical specs and we will create a footprint number for you.
- Fully customizable.