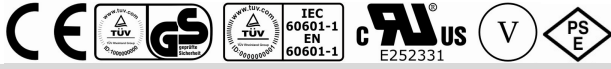




TRG21 SERIES 20W SWITCHING ADAPTER



Features

- * Universal Input Range 90~264VAC
- * Efficiency to 85%
- * Continuous Short Circuit Protection
- * Over Voltage Protection
- * No Load Input Power < 0.3W
- * Leakage Current < 0.1mA
- * UL60601-1/IEC60601-1/EN60601-1 3rd Medical safety and IEC60950-1/EN60950-1 ITE approved
- * AC Inlet IEC320/C8
- * Meets 2MOOP
- * Meet CEC and Erp Level V
(Output Cable Length \leq 1800mm 18AWG)
(TRG21A050: Length \leq 1200mm 18AWG)



MODEL	INPUT VOLTAGE	OUTPUT VOLTAGE	OUTPUT CURRENT	OUTPUT RATED POWER	RIPPLE & NOISE	VOLTAGE ACCURACY	LOAD REG.	% Eff.
TRG21A050	90~264 VAC	5.0 V	3.0 A	15.0 W	50 mV	$\pm 2\%$	$\pm 5\%$	75%
TRG21A090	90~264 VAC	9.0 V	2.3 A	20.7 W	50 mV	$\pm 2\%$	$\pm 4\%$	80%
TRG21A120	90~264 VAC	12 V	1.8 A	21.6 W	90 mV	$\pm 2\%$	$\pm 3\%$	81%
TRG21A150	90~264 VAC	15 V	1.4 A	21.0 W	100 mV	$\pm 2\%$	$\pm 3\%$	83%
TRG21A180	90~264 VAC	18 V	1.2 A	21.6 W	100 mV	$\pm 2\%$	$\pm 2\%$	84%
TRG21A240	90~264 VAC	24 V	0.9 A	21.6 W	100 mV	$\pm 2\%$	$\pm 2\%$	85%

Specifications

INPUT SPECIFICATIONS:

Voltage	90~264Vac
Frequency	47 to 63Hz
Input Current	0.3 to 0.5A
Inrush Current	Cold Start@25°C..... 40A max. @230Vac
Leakage Current	0.1mA max.

OUTPUT SPECIFICATIONS:

Voltage Accuracy	±2.0% max.
Line Regulation (note3)	±1.0% max.
Load Regulation (note4)	see table
Hold-up Time	8ms typ. @115Vac
Short Circuit Protection	Continuous
Over Voltage Protection(TVS)	115%-140% of nominal output voltage

GENERAL SPECIFICATIONS:

Isolation	Input to output = 5,656VDC
Efficiency	see table
Switching Frequency	100KHz typ.
Operating Temperature	-20 ~ 60°C (see derating curve)
Storage Temperature	-25~85°C
Cooling	Natural Convection
Humidity	93% RH max. Non condensing
MTBF	MIL-STD-217F, GB, at 25°C/115VAC 400Khrs min.
Dimensions	3.000x1.780x0.870 inches (76.20x45.20x22.10mm)
Weight	140g(0.31Pounds)

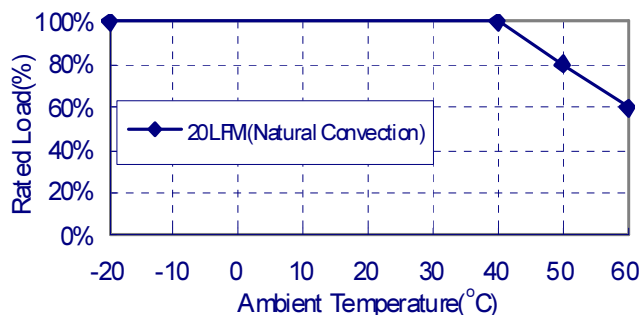
Mechanical Specification

All Dimensions are in inches(mm)

Tolerance: Inches: X.XXX±0.02

Millimeters: X.XX±0.5

TRG21 Series De-rating Curve

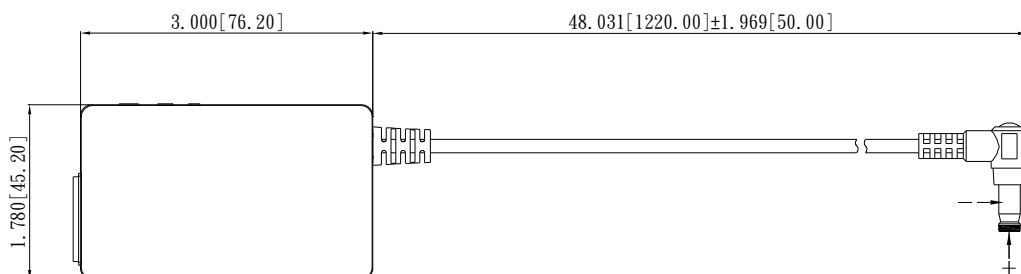


SAFETY AND EMISSION:

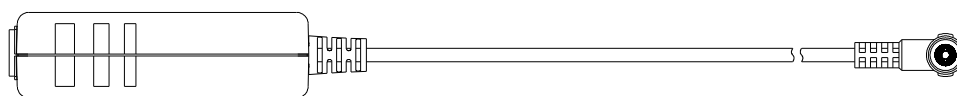
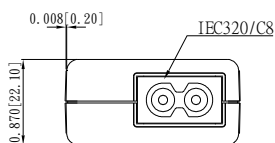
CE Directive	2004/108/EC, 93/42/EEC
Emissions ...	EN60601-1/EN61204-3/EN55022/CISPR Class B, EN55024
Safety Approvals	UL60601-1, IEC60601-1, EN60601-1 3 rd IEC60950-1, EN60950-1

NOTE:

1. Voltage accuracy is set of 60% rated load.
2. Add a 0.1uF ceramic capacitor and a 10uF E.L. capacitor to output for Ripple & Noise measuring @20MHz BW.
3. Line regulation is measured from high line to low line with full load.
4. Load regulation is measured from 60% to full load and from 60% to 20% load (60% +/- 40% load).



DC Plug type: V+ —●— V-
 DC Plug :Right Angle(φ 5.5 / φ 2.1) L12mm
 18AWG / 1220mm



Typical at 25°C, nominal line and 75% load, unless otherwise Specified